

# PLACERVILLE POLICE DEPARTMENT

## PATROL ~ DISPATCH ~ INVESTIGATIONS

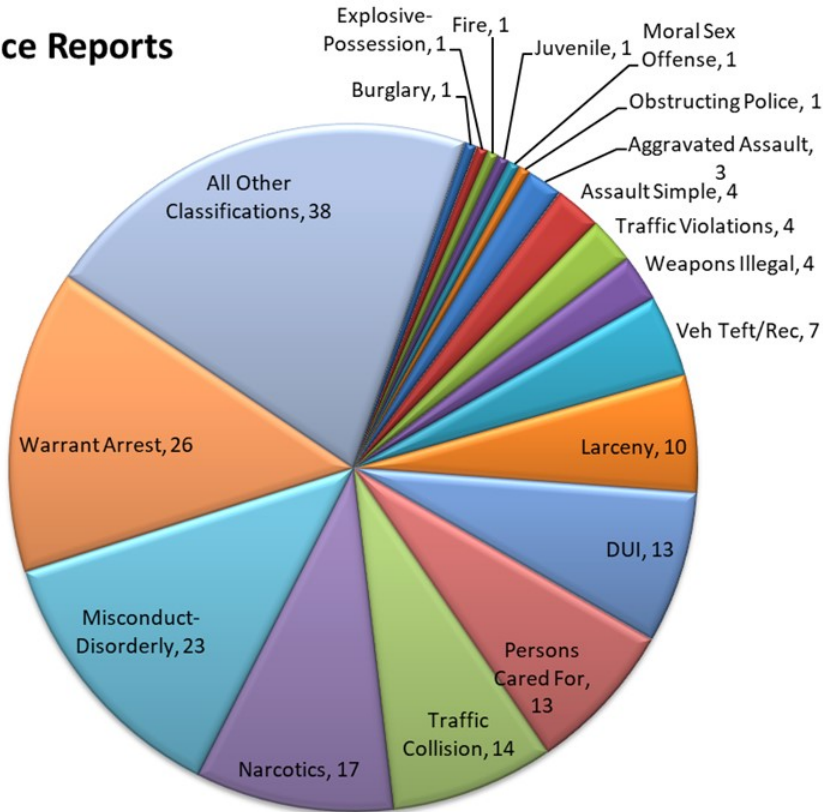
### OCTOBER 2023



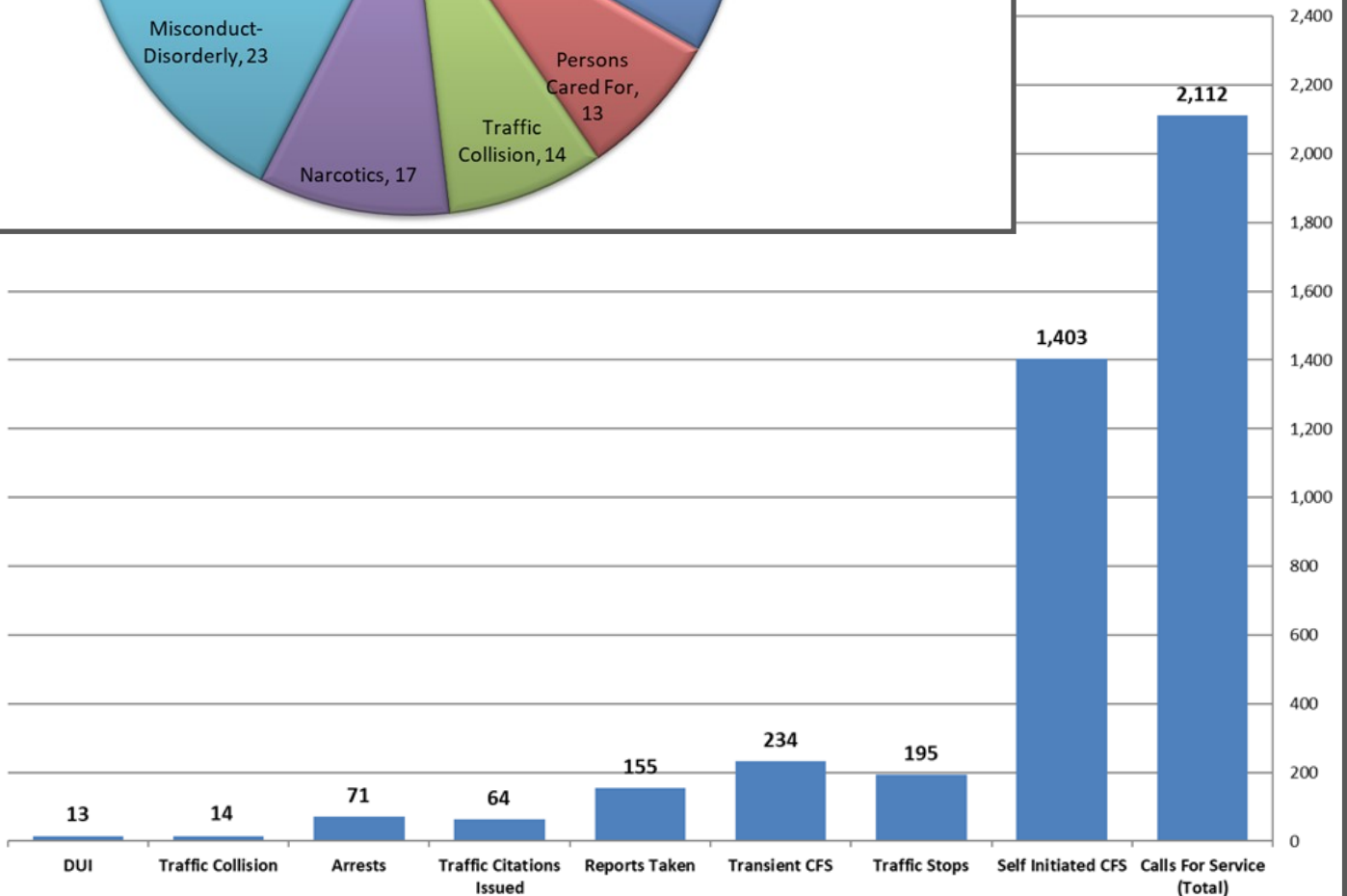
PRESENTED TO COUNCIL: November 7, 2023

### POLICE REPORTS AND SERVICE DEMANDS

**Police Reports**



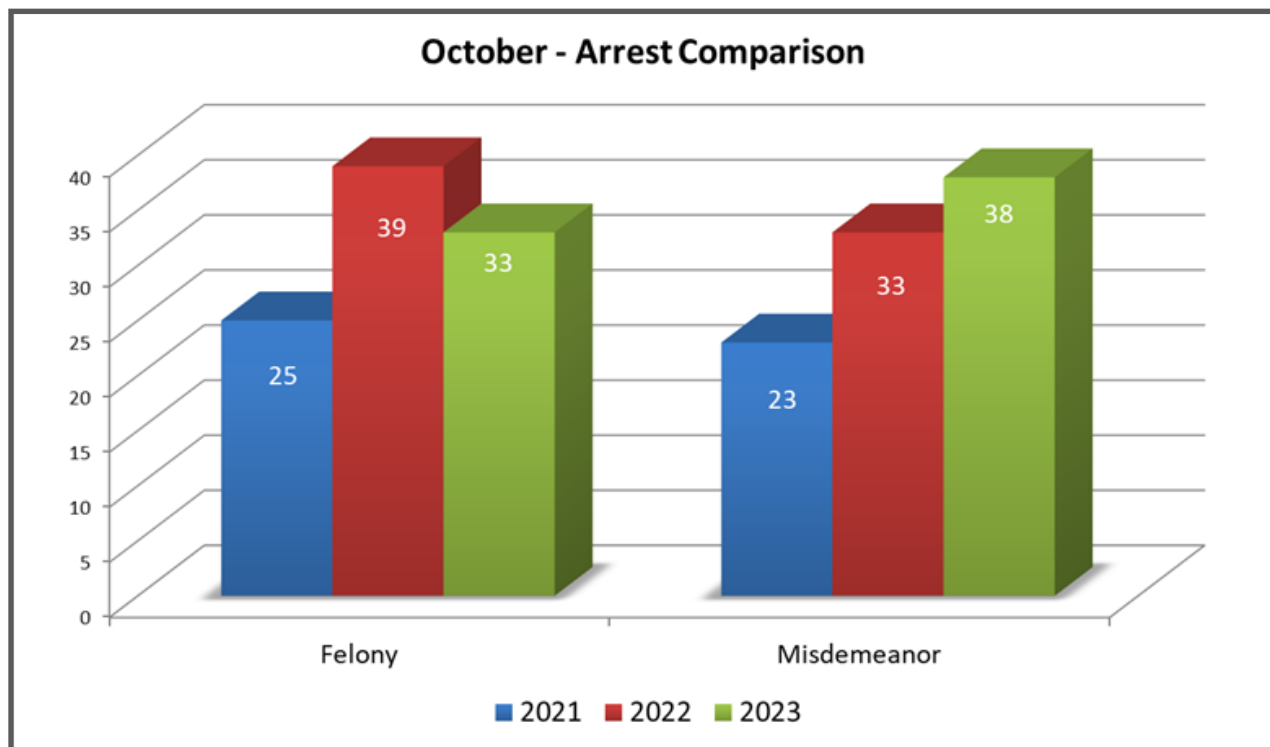
**Service Demands**



## PART ONE CRIMES (UCR)

2023	Jan	Feb	Mar	Apr	May	Jun	Jul	Aug	Sep	Oct	Nov	Dec	YTD 2023
Homicide	0	0	0	0	0	0	0	0	0	0			0
Rape	0	1	0	2	1	0	0	1	1	0			6
Robbery	4	0	0	0	1	0	0	0	0	0			5
Agg. Assault	7	4	6	9	4	7	1	1	2	3			44
Burglary	1	7	6	6	4	1	5	2	1	1			34
Larceny	17	5	8	4	4	9	4	14	4	10			79
Veh. Theft	0	2	1	1	4	0	3	4	1	3			19
Arson	0	0	1	0	0	0	0	1	1	1			4
<b>TOTAL</b>	<b>29</b>	<b>19</b>	<b>22</b>	<b>22</b>	<b>18</b>	<b>17</b>	<b>13</b>	<b>23</b>	<b>10</b>	<b>18</b>	<b>0</b>	<b>0</b>	<b>191</b>

## ARRESTS



	October 2021	October 2022	Percent of Change 21/22	October 2023	Percent of Change 22/23
<b>Arrests</b>					
<b>Felony</b>	25	39	56%	33	-15%
<i>Health &amp; Safety Code</i>	0	3	300%	2	-33%
<i>Penal Code</i>	23	34	48%	29	-15%
<i>Vehicle Code</i>	2	2	0%	2	0%
<b>Misdemeanor</b>	23	33	43%	38	15%
<i>Health &amp; Safety Code</i>	5	13	160%	4	-69%
<i>Penal Code</i>	14	17	21%	24	41%
<i>Vehicle Code</i>	4	3	-25%	10	233%

## TRAFFIC

	October 2021	October 2022	Percent of Change 21/22	October 2023	Percent of Change 22/23
<b>Traffic</b>					
Citations	134	88	-34%	64	-27%
Traffic Stops	272	164	-40%	195	19%
DUI	6	6	0%	13	117%
Traffic Collision	6	6	0%	14	133%

## DISPATCH

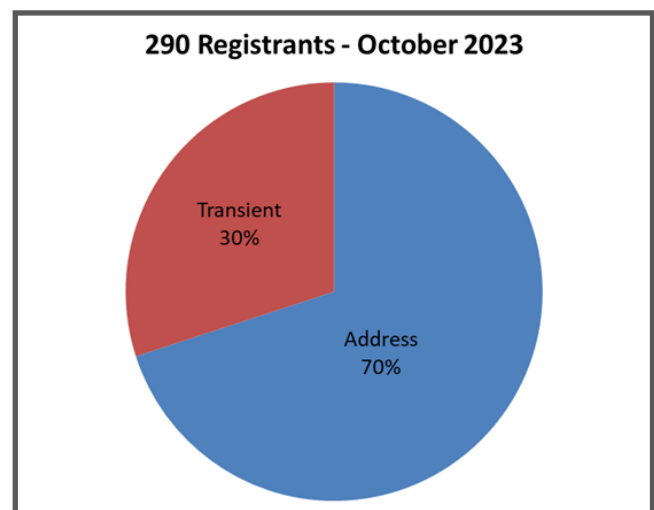
	October 2021	October 2022	Percent of Change 21/22	October 2023	Percent of Change 22/23
<b>Dispatch</b>					
Calls for Service (CFS)	2,392	2,081	-13%	2,112	1%
Transient Related	178	236	33%	234	-1%
CFS Average 24 hr.	79	69	-13%	70	1%
Priority 1 Response Time	4:45	4:27	0:18	4:40	0:13

## REPORTS

	October 2021	October 2022	Percent of Change 21/22	October 2023	Percent of Change 22/23
<b>Reports</b>					
General Crime	137	190	39%	155	-18%
5150 W.I.	14	9	-36%	10	11%
Field Interview	8	12	50%	12	0%

## 290 PC SEX-REGISTRANTS

290 PC Sex—Registrants currently registered in the City Limits of Placerville —40  
 Address—28 (3) Navigation center address  
 (1) High Risk (2) Above Ave. Risk (1) Ave. Risk  
 Transient—11 (3) High Risk (1) Above Ave. Risk  
 (1) Ave. Risk



## INVESTIGATIONS/CRIME REDUCTION TEAM

Investigations 2023 open case load is currently 24. The Crime Reduction Team consists of a sergeant and two detectives to meet the needs of the department and the community.

The daily duties and responsibilities of the CRT varies greatly, but can be summed up as encompassing warrant arrests, case follow-up, rapid response to crime-related tips and self-initiated investigations.

### Crime Reduction Team and Investigations – Notable Activity

- 9 Individuals referred to Navigation Center.
- 4 Individuals arrested for active felony warrant, drunk in public, domestic violence, and trespass.
- 5 Individuals cited for drug paraphernalia, possession of switchblade, unlawful camping, and trespass.
- CRT assisted the California State Contractors Board in licensing operation. 8 individuals cited.
- Total Calls for Service to Government Buildings for October - 57